


# Expository Analysis Chart


## Expository Analysis:

The author explains/provides information about any subject/topic using main ideas and supporting details to give the audience clues as they search for meaning.



### Introduction


The central thought/idea and purpose of the passage. The topic is found by identifying the Who?/What?, What About? and Why? in the text. A good introduction hooks the audience to read further.



### Main Ideas

Key points about the topic. These points may be organized in sequential or logical order.

Homes
**BIRDS**
Food
Life Cycle




### Supporting Details

Describe, discuss, or explain the main idea. Facts, examples, definitions, descriptions, statistics, actions, events, proof, and opinions are supporting details.

Homes
**BIRDS**
Food
Life Cycle

Nests
Trees
Houses



### Conclusion

A clear indicator that the passage is at its end. The conclusion may pull ideas together and tell why the information was important. The reader may be enlightened, gain a new perspective, be persuaded, or become emotional from the conclusion.


Homes
Food
Life Cycle

Nests
Insects
Egg

Trees
Seeds
Chick

Houses
Fruit
Adult

Summary and Importance



Expository Analysis Copyright 2001 Fisher & Fetzler Educational Systems

Purpose : This chart displays a visual picture with descriptors for students to easily access the components of expository text structure.

Directions: Students keep a copy of this chart in their reading folder or notebook. During a read aloud, when the teacher mentions different components of expository text, then she may point to the chart for the drawings and the definitions to clarify each particular component. Also, when using any of the expository organizers in this section, this handy chart aides students needing reminders about the function of the informational text.

# Expository Analysis:

The author explains/provides information about any subject/topic using main ideas and supporting details to give the audience clues as they search for meaning.




## Introduction

The central thought/idea and purpose of the passage. The topic is found by identifying the Who?/What?, What About? and Why? in the text. A good introduction hooks the audience to read further.



## Main Ideas

Key points about the topic. These points may be organized in sequential or logical order.



## Supporting Details

Describe, discuss, or explain the main idea. Facts, examples, definitions, descriptions, statistics, actions, events, proof, and opinions are supporting details.



## Conclusion

A clear indicator that the passage is at its end. The conclusion may pull ideas together and tell why the information was important. The reader may be enlightened, gain a new perspective, be persuaded, or become emotional from the conclusion.

