

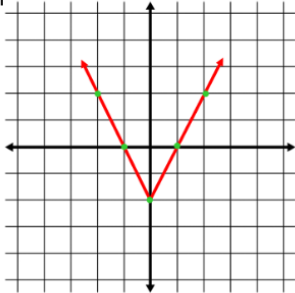
# Graphs of Absolute Value Equations Quiz Answer Key

1. Which of the following graphs

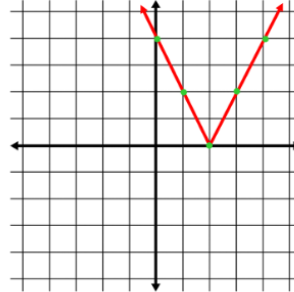
represents this equation:

$$y = |2x| - 2$$

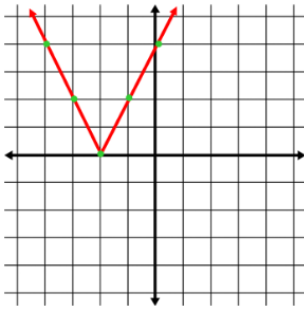
a)



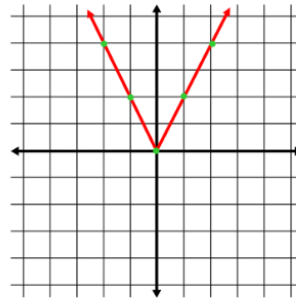
b)



c)



d)

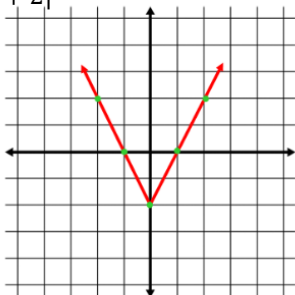


2. Which of the following graphs

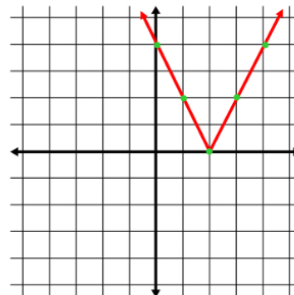
represents this equation:

$$y = 2|x + 2|$$

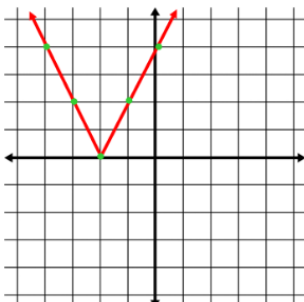
a)



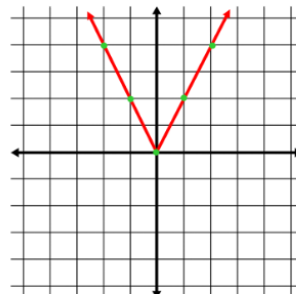
b)



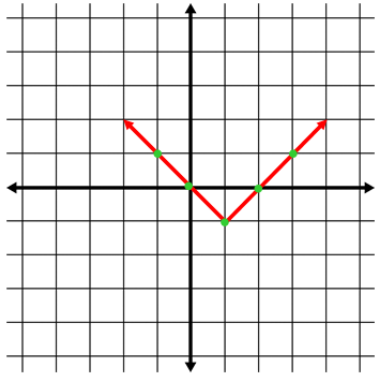
c)



d)

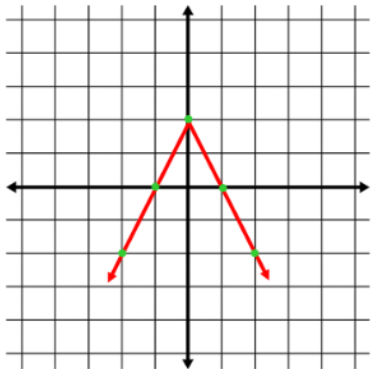


3. Which of the following absolute value equations matches this graph below?



- a)  $y = |x - 1| - 1$
- b)  $y = |x + 1| + 1$
- c)  $y = \frac{1}{2}|x - 2|$
- d)  $y = |x - 2| + \frac{1}{2}$

4. Which of the following absolute value equations matches this graph below?

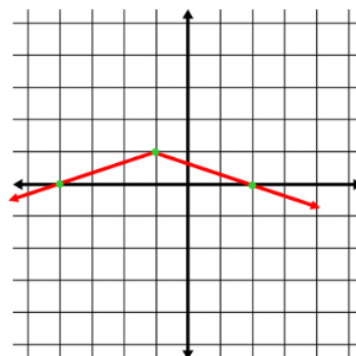


- a)  $y = -|x| + 2$
- b)  $y = |2x| - 2$
- c)  $y = |x + 2| - 2$
- d)  $y = -|2x| + 2$

is displayed as a graph

- a) *True*
- b) *False*

5. The absolute value function:  $y = -\frac{1}{3}|x + 1| + 1$  below.



6. The vertex for the absolute value equation,  $y = 2|x + 2| - 4$ , is  $(-2, -4)$

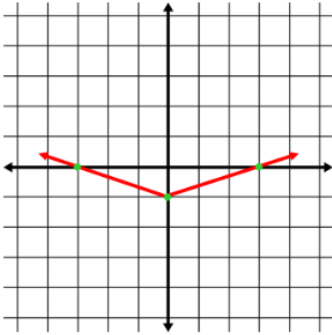
- a) *True*

b) *False*

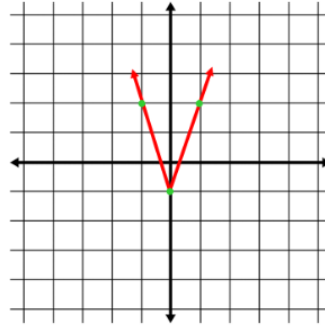
7. Which of the following graphs represents this equation:  $y = -3|x| + 1$

represents

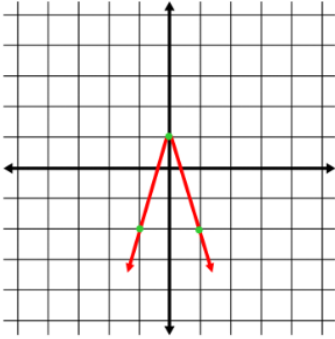
a)



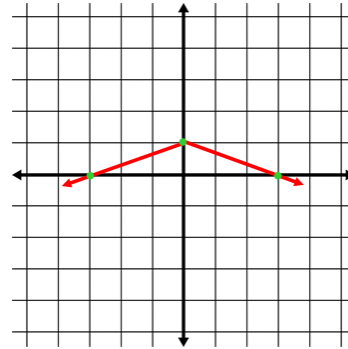
b)



c)

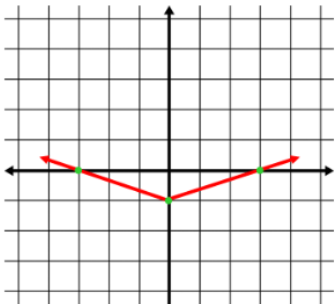
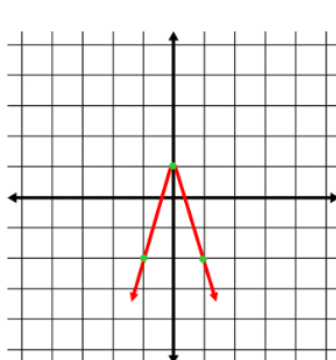
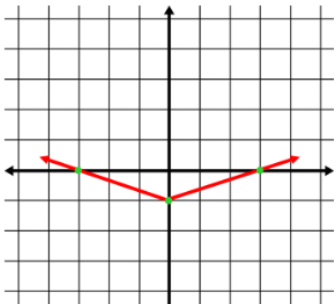


d)

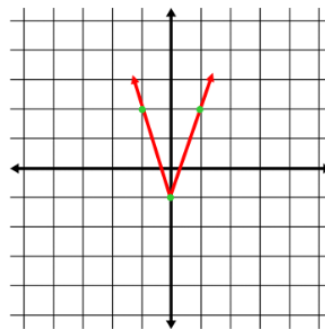


8. Which of the following graphs represents this equation:  $y = \frac{1}{3}|x| - 1$

a)



d)

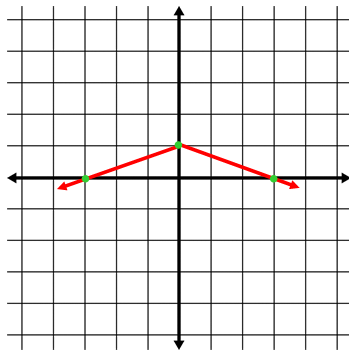


9. The vertex for the absolute value equation,  $y = |2x + 5| + 1$ , is  $(\frac{5}{2}, 1)$

a) *True*

b) *False*

10. Which of the following absolute value equations matches this graph below?



a)  $y = |-3x| + 1$

b)  $y = -3|x| + 1$

c)  $y = -\frac{1}{3}|x| + 1$

d)  $y = |-\frac{1}{3}x| + 1$